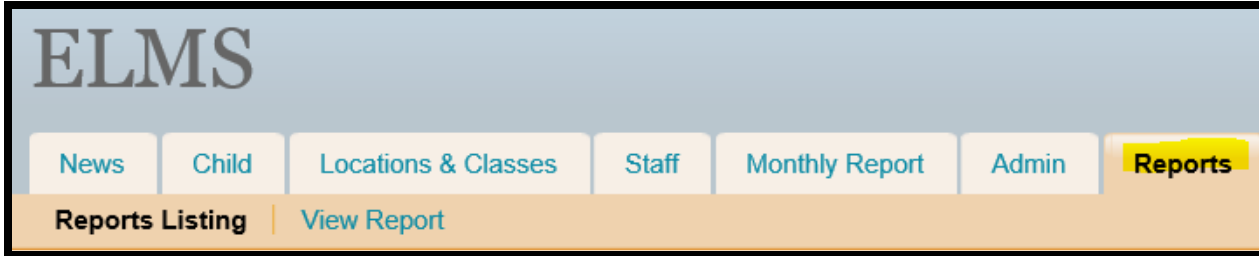
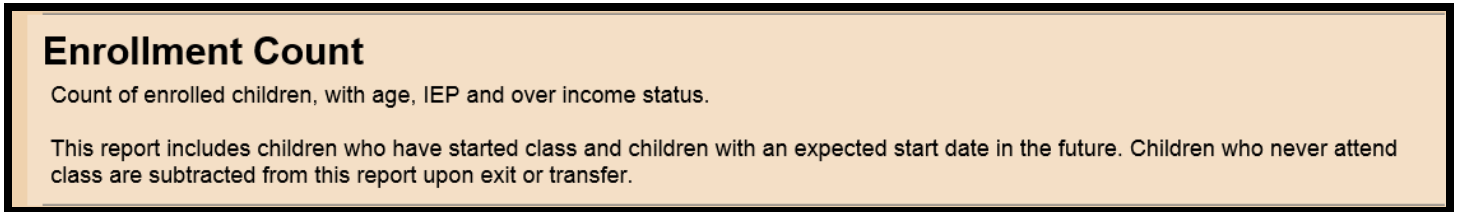


ELMS Enrollment Count Report

Click on the **REPORTS** tab in ELMS



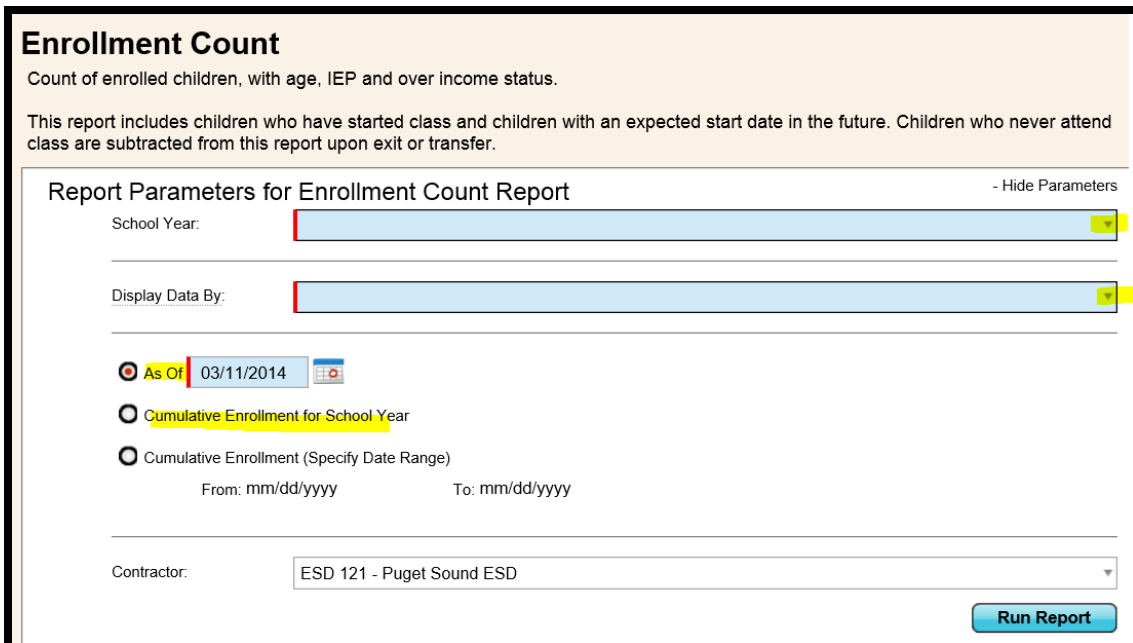
Scroll Down to “Enrollment Count”



CLICK on the “Enrollment Count” Title



Select your Options as shown below:



Enrollment Count

Count of enrolled children, with age, IEP and over income status.

This report includes children who have started class and children with an expected start date in the future. Children who never attend class are subtracted from this report upon exit or transfer.

Report Parameters for Enrollment Count Report - Hide Parameters

School Year:

Display Data By:

As Of

 Cumulative Enrollment for School Year

 Cumulative Enrollment (Specify Date Range)

 From: mm/dd/yyyy To: mm/dd/yyyy

Contractor:

Subcontractor:

Site Name:

Run Report

Sample of Report by SITE when Subcontractor is NOT selected:

ECEAP Enrollment Count School Year: 2013-2014
Data As Of: 03/11/2014
Contractor: ESD 121 - Puget Sound ESD

This report includes children who have started class and children with an expected start date in the future. For this reason, the number of children may differ from the Monitoring Dashboard report. Children who never attend class are subtracted from this report upon exit or transfer.

*Age calculation based on child's age as of 8/31/2013
Percentages based on current enrollment*

ESD 121 - Puget Sound ESD

Site	Funded Slots	Children Enrolled	Percent Enrolled	Children Attending	3-Year-Olds	4-Year-Olds	On IEP	Over-Income and No IEP
Bates Fife/Milton ECEAP @ Mission Woods Church	40							
Bates Puyallup ECEAP@First Presbyterian Church	78							
Bates Campus ECEAP Downtown	20							
Bates Campus ECEAP South	38							
Bethel Thompson Elementary ECEAP	54							
Bethel Shining Mountain Elementary ECEAP	44							
Bethel Pioneer Valley Elementary ECEAP	17							
Bethel Spanaway Elementary ECEAP	28							
Bethel Nelson ECEAP	35							
Bethel Clover Creek Elementary ECEAP	18							
Chief Leschi ECEAP	36							
Encompass ECEAP	36							
Clover Park Lakeview ECEAP	108							

Sample of Report by CLASS:

1 of 1 Find | Next

ECEAP **Enrollment Count** Cumulative Data for School Year: 2013-2014
 Contractor: ESD 121 - Puget Sound ESD
 Class:

This report includes children who have started class and children with an expected start date in the future. For this reason, the number of children may differ from the Monitoring Dashboard report. Children who never attend class are subtracted from this report upon exit or transfer.

*Age calculation based on child's age as of 8/31/2013
 Percentages based on current enrollment*

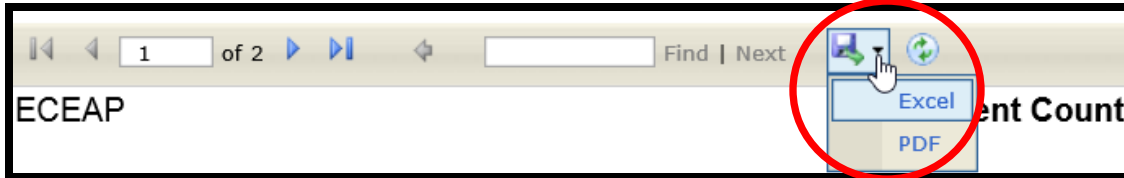
ESD 121 - Puget Sound ESD >

Class	Funded Slots	Children Enrolled	Percent Enrolled	Children Attending	3-Year-Olds	4-Year-Olds	On IEP	Over-Income and No IEP
BAFIFE1 MTW	20							
Total	20							
Report Total	20							

Department of Early Learning
Early Childhood Education and Assistance Program

Generated on May 21, 2014
Page 1 of 1

You can now Right Click and select PRINT.



You can also Export to Excel or Save to PDF as shown above.