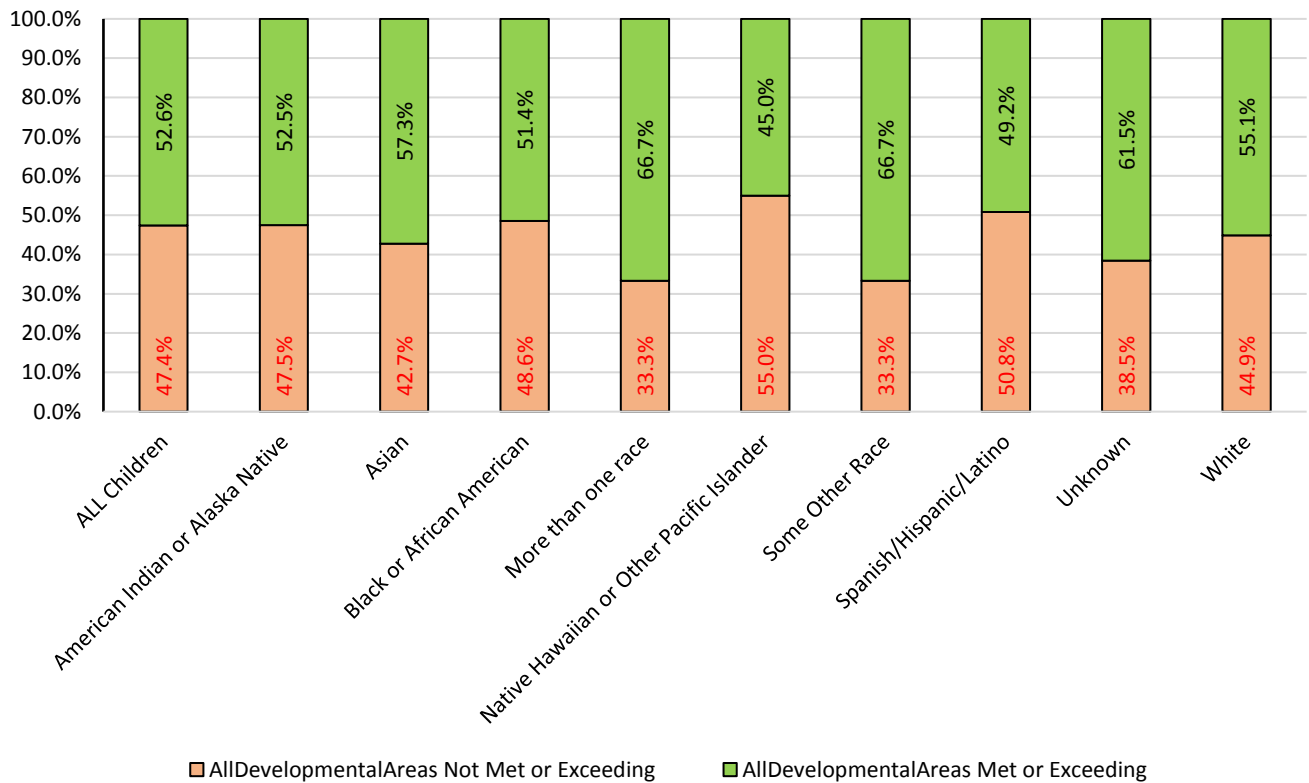


NOTE: TS Gold checkpoint scores are processed via PSESD Progress. Results are reported for children who have complete checkpoints. Having a complete checkpoint means that child had a score for all dimensions—in each objective within every developmental domain—that is pertinent to her/his specific age group assessment.

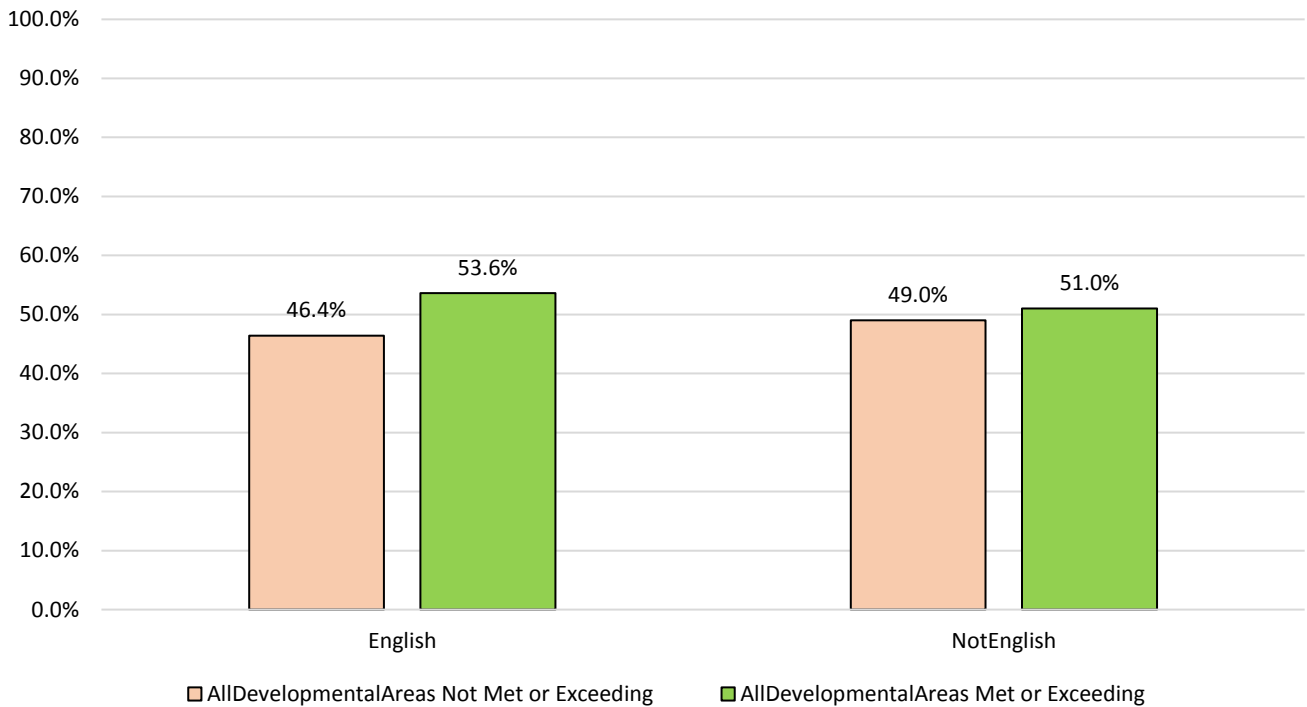
	Winter 2018 Checkpoints Completed		Total
	N	Y	
PSESD - ECEAP	219	2878	3097
	7.1%	92.9%	100.0%
PSESD - HS/EHS	119	1524	1643
	7.2%	92.8%	100.0%
TOTAL	338	4402	4740
	7.1%	92.9%	100.0%

Winter 2018 All Developmental Areas by Race/Ethnicity



Winter 2018			All Developmental Areas		Total
			Not Met or Exceeding	Met or Exceeding	
	Count	2088	2314	4402	
	% within ALL Children	47.4%	52.6%	100.0%	
RaceEthnicity	American Indian or Alaska Native	Count	56	62	118
	% within RaceEthnicity	47.5%	52.5%	100.0%	
Asian	Count	168	225	393	
	% within RaceEthnicity	42.7%	57.3%	100.0%	
Black or African American	Count	489	518	1007	
	% within RaceEthnicity	48.6%	51.4%	100.0%	
More than one race	Count	50	100	150	
	% within RaceEthnicity	33.3%	66.7%	100.0%	
Native Hawaiian or Other Pacific Islander	Count	77	63	140	
	% within RaceEthnicity	55.0%	45.0%	100.0%	
Some Other Race	Count	s	s	s	
	% within RaceEthnicity	33.3%	66.7%	100.0%	
Spanish/Hispanic/Latino	Count	742	718	1460	
	% within RaceEthnicity	50.8%	49.2%	100.0%	
Unknown	Count	15	24	39	
	% within RaceEthnicity	38.5%	61.5%	100.0%	
White	Count	490	602	1092	
	% within RaceEthnicity	44.9%	55.1%	100.0%	
Total	Count	2088	2314	4402	
	% within RaceEthnicity	47.4%	52.6%	100.0%	

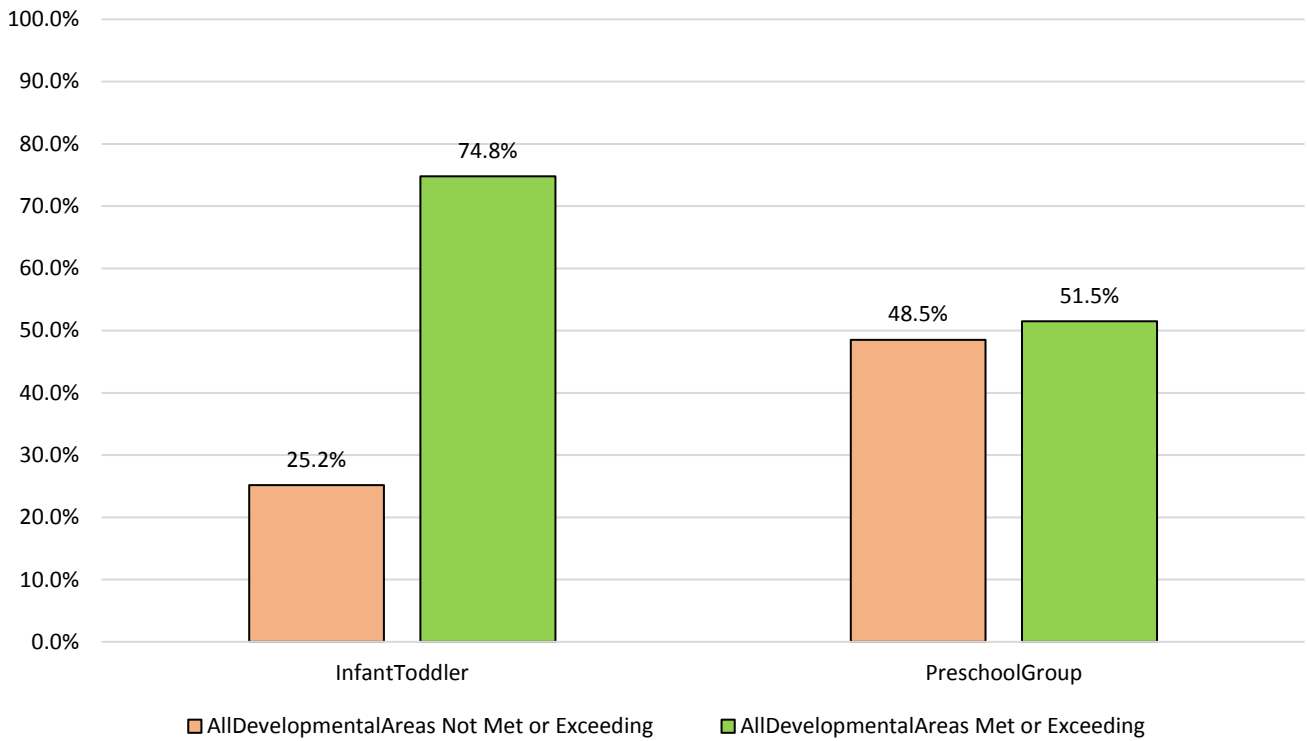
Winter 2018 All Developmental Areas by Child's Primary Language



			All Developmental Areas		Total
			Not Met or Exceeding	Met or Exceeding	
Winter 2018					
PrimaryLanguage2	English	Count	1254	1447	2701
		% within PrimaryLanguage2	46.4%	53.6%	100.0%
	Not English	Count	834	867	1701
		% within PrimaryLanguage2	49.0%	51.0%	100.0%
Total		Count	2088	2314	4402
		% within PrimaryLanguage2	47.4%	52.6%	100.0%

Note: Primary Languages that comprise the 'Not English' category include the following: African, Amharic, Arabic, Chinese (all dialects), Kurdish, Portuguese, Punjabi, Russian, Samoan, Somali, Spanish, Tagalog, Ukrainian, Vietnamese, Other, Unknown. Total number of children for whom English is not their primary language is 1820, of which 1701 had complete Winter 2018 checkpoints.

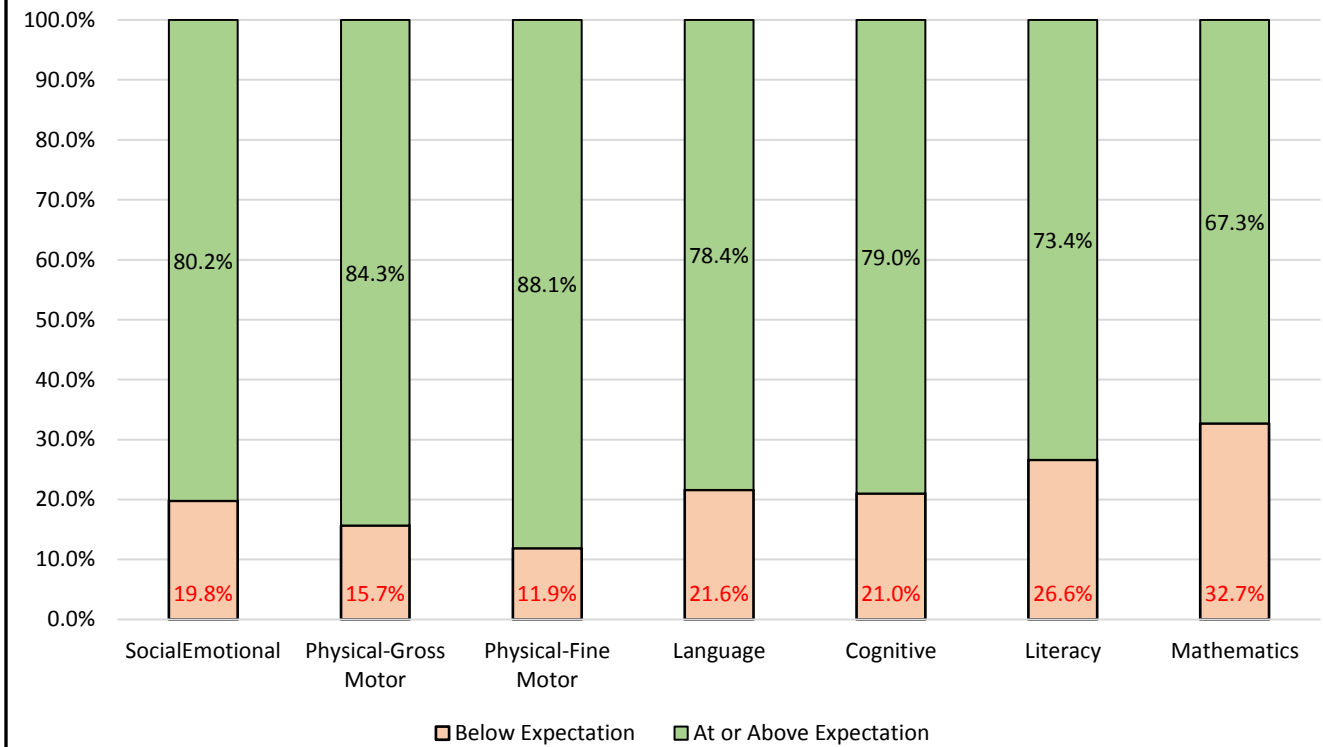
Winter 2018 All Developmental Areas by Age Group



Winter 2018			All Developmental Areas		Total
			Not Met or Exceeding	Met or Exceeding	
AgeGroup	InfantToddler	Count	52	154	206
		% within AgeGroup	25.2%	74.8%	100.0%
	PreschoolGroup	Count	2036	2160	4196
		% within AgeGroup	48.5%	51.5%	100.0%
Total		Count	2088	2314	4402
		% within AgeGroup	47.4%	52.6%	100.0%

Note: The Infant-Toddler Age Group is comprised of children who were assessed under the 'Birth to 1 year', '1 to 2 years', or '2 to 3 years' Gold age or class/grade range. The Preschool Age Group is comprised of children who were assessed under the 'Preschool 3 class/grade', 'Pre-K 4 class/grade', or 'Kindergarten' Gold age or class/age range.

Winter 2018 Results by Developmental Domain



Winter 2018

SocialEmotional

		Frequency	Percent	Cumulative Percent
Valid	Above	566	12.9	12.9
	At	2965	67.4	80.2
	Below	871	19.8	100.0
	Total	4402	100.0	

PhysicalGM

		Frequency	Percent	Cumulative Percent
Valid	Above	449	10.2	10.2
	At	3260	74.1	84.3
	Below	693	15.7	100.0
	Total	4402	100.0	

PhysicalFM

		Frequency	Percent	Cumulative Percent
Valid	Above	484	11.0	11.0
	At	3394	77.1	88.1
	Below	524	11.9	100.0
	Total	4402	100.0	

Language

		Frequency	Percent	Cumulative Percent
Valid	Above	312	7.1	7.1
	At	3141	71.4	78.4
	Below	949	21.6	100.0
	Total	4402	100.0	

Cognitive

		Frequency	Percent	Cumulative Percent
Valid	Above	323	7.3	7.3
	At	3154	71.6	79.0
	Below	925	21.0	100.0
	Total	4402	100.0	

Literacy

		Frequency	Percent	Cumulative Percent
Valid	Above	267	6.1	6.1
	At	2965	67.4	73.4
	Below	1170	26.6	100.0
	Total	4402	100.0	

Mathematics

		Frequency	Percent	Cumulative Percent
Valid	Above	390	8.9	8.9
	At	2571	58.4	67.3
	Below	1441	32.7	100.0
	Total	4402	100.0	