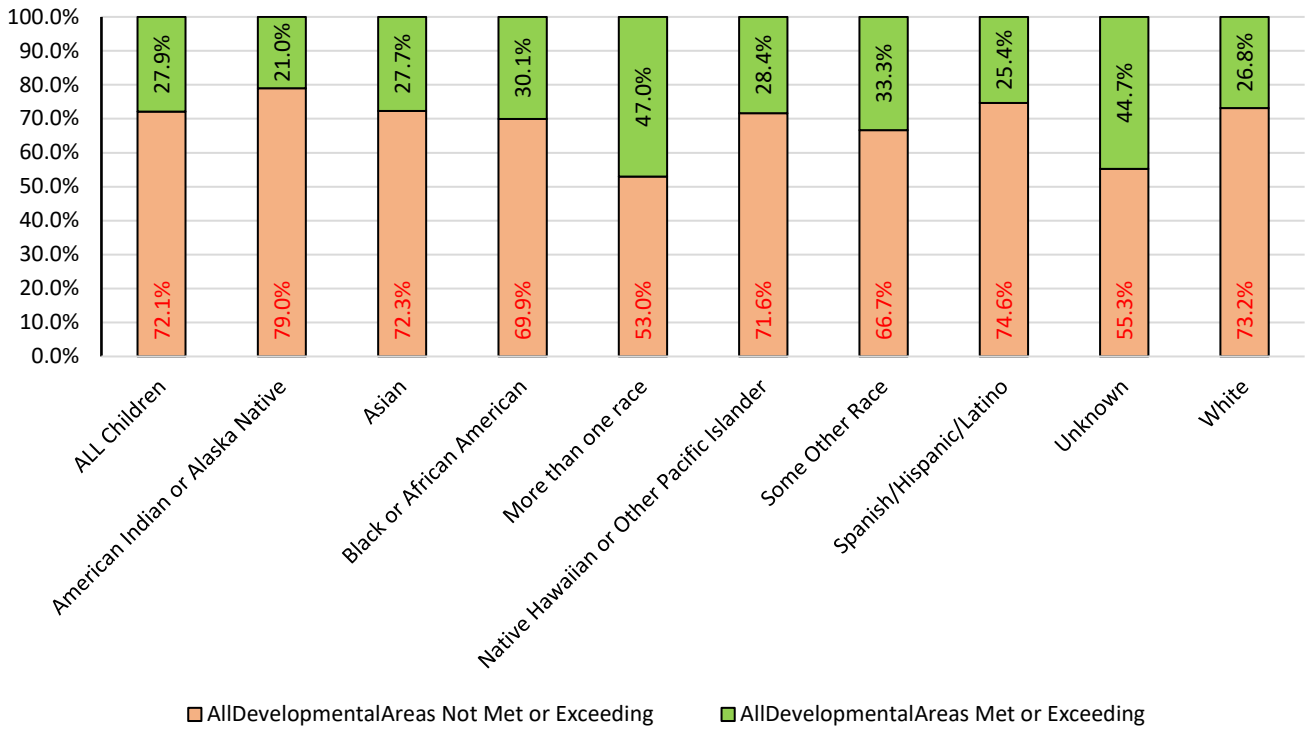


NOTE: TS Gold checkpoint scores are processed via PSESD Progress. Results are reported for children who have complete checkpoints. Having a complete checkpoint means that child had a score for all dimensions—in each objective within every developmental domain—that is pertinent to her/his specific age group assessment.

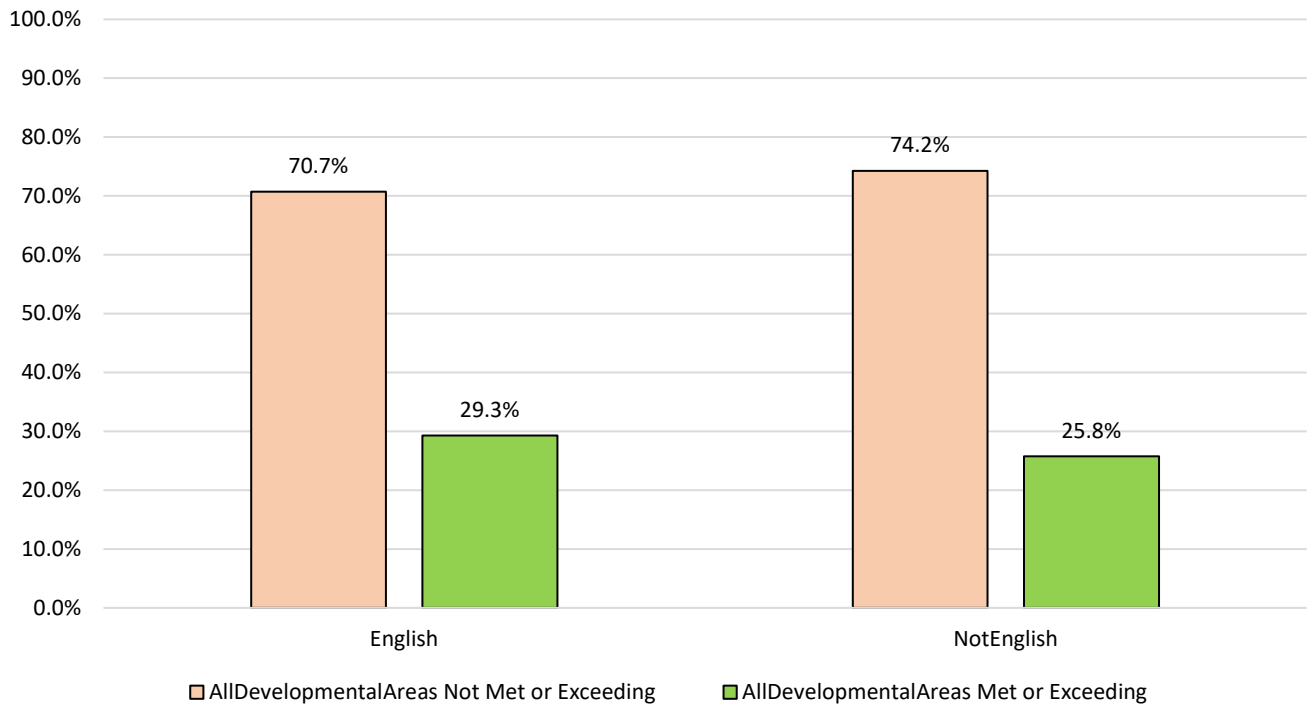
	Fall 2017 CheckpointsCompleted		Total
	N	Y	
PSESD - ECEAP	441 13.7%	2775 86.3%	3216 100.0%
PSESD - HS/EHS	102 6.3%	1514 93.7%	1616 100.0%
TOTAL	543 11.2%	4289 88.8%	4832 100.0%

Fall 2017 All Developmental Areas by Race/Ethnicity



			AllDevelopmentalAreas		Total
			Not Met or Exceeding	Met or Exceeding	
	ALL Children	Count	3091	1198	4289
		% within ALL Children	72.1%	27.9%	100.0%
RaceEthnicity	American Indian or Alaska Native	Count	94	25	119
		% within RaceEthnicity	79.0%	21.0%	100.0%
	Asian	Count	274	105	379
		% within RaceEthnicity	72.3%	27.7%	100.0%
	Black or African American	Count	699	301	1000
		% within RaceEthnicity	69.9%	30.1%	100.0%
	More than one race	Count	79	70	149
		% within RaceEthnicity	53.0%	47.0%	100.0%
	Native Hawaiian or Other Pacific Islander	Count	96	38	134
		% within RaceEthnicity	71.6%	28.4%	100.0%
	Some Other Race	Count	s	s	s
		% within RaceEthnicity	66.7%	33.3%	100.0%
	Spanish/Hispanic/Latino	Count	1054	358	1412
		% within RaceEthnicity	74.6%	25.4%	100.0%
	Unknown	Count	21	17	38
		% within RaceEthnicity	55.3%	44.7%	100.0%
	White	Count	772	283	1055
		% within RaceEthnicity	73.2%	26.8%	100.0%
Total		Count	3091	1198	4289
		% within RaceEthnicity	72.1%	27.9%	100.0%

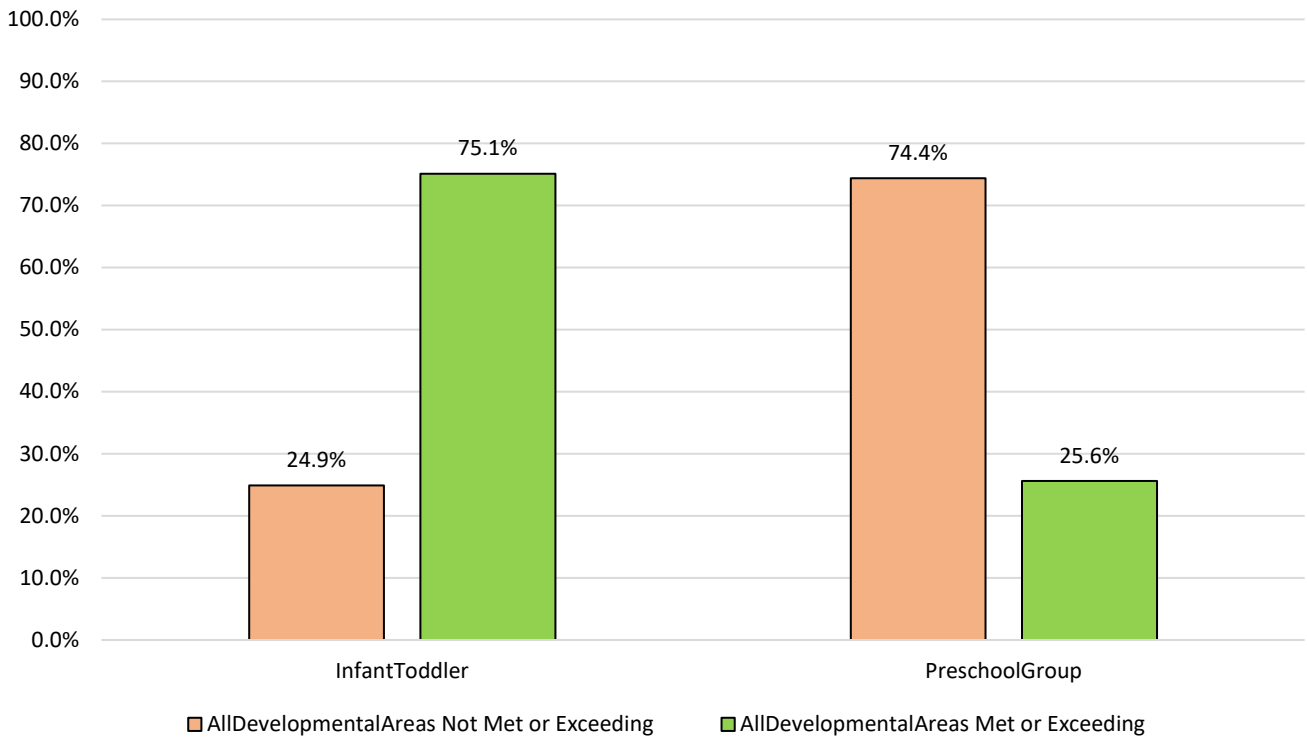
Fall 2017 All Developmental Areas by Child's Primary Language



Primary Language			AllDevelopmentalAreas		Total
			Not Met or Exceeding	Met or Exceeding	
English	Count		1880	778	2658
	% within PrimaryLanguage2		70.7%	29.3%	100.0%
NotEnglish	Count		1211	420	1631
	% within PrimaryLanguage2		74.2%	25.8%	100.0%
Total	Count		3091	1198	4289
	% within PrimaryLanguage2		72.1%	27.9%	100.0%

Note: Primary Languages that comprise the 'Not English' category include the following: African, Amharic, Arabic, Chinese (all dialects), Korean, Kurdish, Nepali, Portuguese, Punjabi, Russian, Samoan, Somali, Spanish, Tagalog, Turkish, Ukrainian, Vietnamese, Other, Unknown. Total number of children for whom English is not their primary language is 1810, of which 1631 had complete checkpoints.

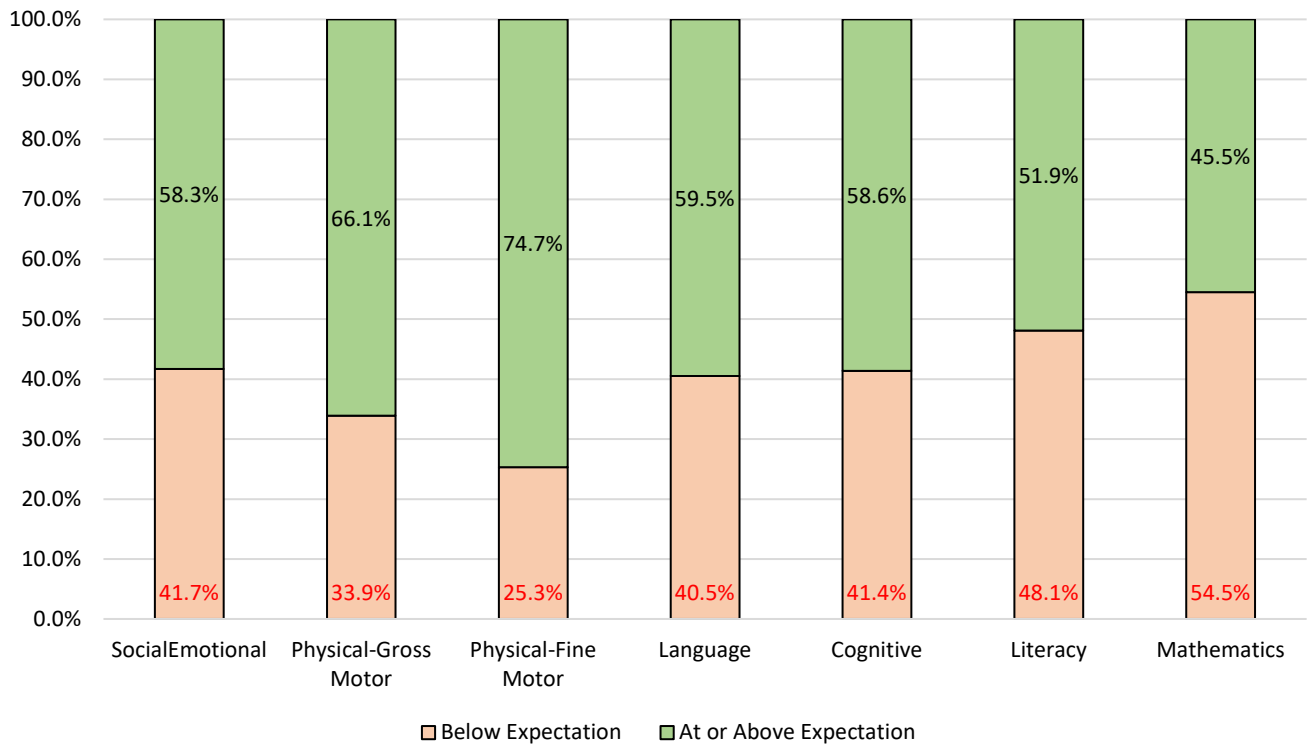
Fall 2017 All Developmental Areas by Age Group



			All Developmental Areas		Total
			Not Met or Exceeding	Met or Exceeding	
AgeGroup	InfantToddler	Count	50	151	201
		% within AgeGroup	24.9%	75.1%	100.0%
	PreschoolGroup	Count	3041	1047	4088
		% within AgeGroup	74.4%	25.6%	100.0%
Total	Count		3091	1198	4289
	% within AgeGroup		72.1%	27.9%	100.0%

Note: The Infant-Toddler Age Group is comprised of children who were assessed under the 'Birth to 1 year', '1 to 2 years', or '2 to 3 years' Gold age or class/grade range. The Preschool Age Group is comprised of children who were assessed under the 'Preschool 3 class/grade', 'Pre-K 4 class/grade', or 'Kindergarten' Gold age or class/age range.

Fall 2017 Results by Developmental Domain



SocialEmotional

		Frequency	Percent	Cumulative Percent
Valid	Above	235	5.5	5.5
	At	2265	52.8	58.3
	Below	1789	41.7	100.0
	Total	4289	100.0	

PhysicalGM

		Frequency	Percent	Cumulative Percent
Valid	Above	221	5.2	5.2
	At	2616	61.0	66.1
	Below	1452	33.9	100.0
	Total	4289	100.0	

PhysicalFM

		Frequency	Percent	Cumulative Percent
Valid	Above	274	6.4	6.4
	At	2928	68.3	74.7
	Below	1087	25.3	100.0
	Total	4289	100.0	

Language

		Frequency	Percent	Cumulative Percent
Valid	Above	146	3.4	3.4
	At	2405	56.1	59.5
	Below	1738	40.5	100.0
	Total	4289	100.0	

Cognitive

		Frequency	Percent	Cumulative Percent
Valid	Above	152	3.5	3.5
	At	2362	55.1	58.6
	Below	1775	41.4	100.0
	Total	4289	100.0	

Literacy

		Frequency	Percent	Cumulative Percent
Valid	Above	142	3.3	3.3
	At	2085	48.6	51.9
	Below	2062	48.1	100.0
	Total	4289	100.0	

Mathematics

		Frequency	Percent	Cumulative Percent
Valid	Above	189	4.4	4.4
	At	1764	41.1	45.5
	Below	2336	54.5	100.0
	Total	4289	100.0	