


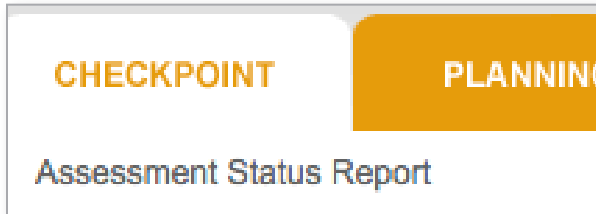
Teaching Strategies GOLD® Online Guide for Administrators

Section 4: Checkpoints



Checkpoints

The “Assessment Status Report” feature is accessed under the **CHECKPOINT** tab. Administrators use this report to check teachers’ progress in entering checkpoint evaluations.



Assessment Status Report

Steps:

From the **CHECKPOINT** tab’s drop-down menu, select **Assessment Status Report**.

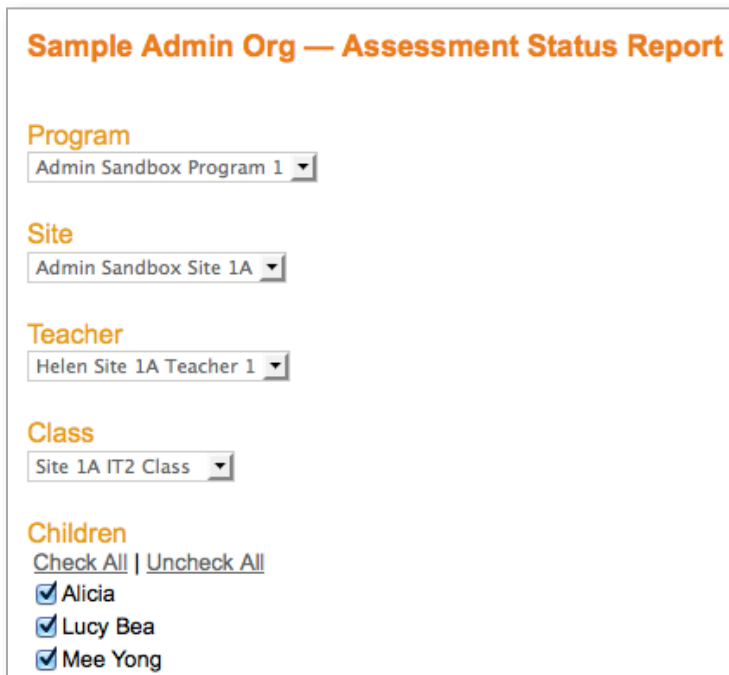
Choose the **Program, Site, Teacher, Classroom, Children, Period, Checkpoints,** and **Output** from the various menus.

To create this report for all teachers in one site, leave the **Teacher** field as “Select Teacher.”

To create this report for all classes for one teacher, select the teacher’s name and leave the **Class** field as “Select Class.”

If you choose to include all teachers at the program or site level, choose to view the report at either the site level or teacher level.

When you have made your selections, click **GENERATE REPORT**.



Sample Admin Org — Assessment Status Report

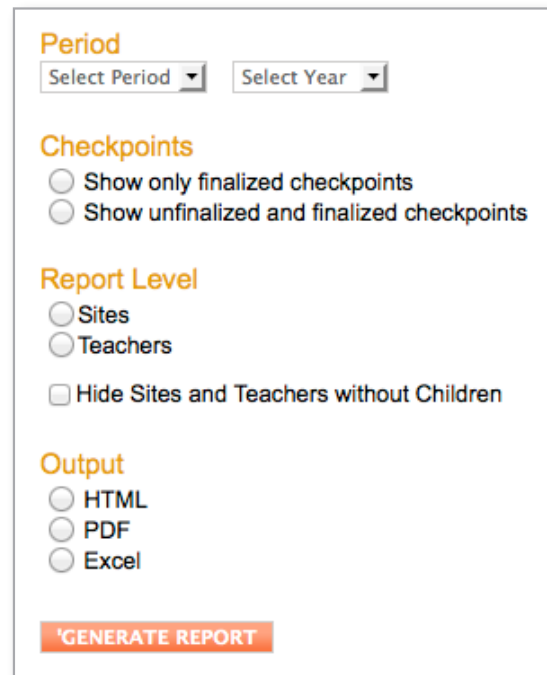
Program
Admin Sandbox Program 1

Site
Admin Sandbox Site 1A

Teacher
Helen Site 1A Teacher 1

Class
Site 1A IT2 Class

Children
Check All | Uncheck All
 Alicia
 Lucy Bea
 Mee Yong



Period
Select Period Select Year

Checkpoints
 Show only finalized checkpoints
 Show unfinalized and finalized checkpoints

Report Level
 Sites
 Teachers
 Hide Sites and Teachers without Children

Output
 HTML
 PDF
 Excel

GENERATE REPORT

Report Details

Site-level view: The percentages show the completion of checkpoint data entry for all children in each site, for each area of development and learning.

Program A — Assessment Status Report							
Currently Viewing: Period: Fall 2010/2011 Checkpoints: Preliminary and Finalized							
Program: Program A							
Site	Number of Children	Social-Emotional	Physical	Language	Cognitive	Literacy	Mathematics
Site 1	41	98%	98%	98%	98%	98%	98%
Site 2	76	93%	82%	87%	87%	89%	83%

Teacher-level view: The percentages show the completion of checkpoint data entry for all children in each site and classroom, for each area of development and learning. If you select the **HTML** output option, you can click on each classroom name in the report to see the view for a single teacher (a list of all children in the classroom and the status of data entry for each child).

Program A — Assessment Status Report							
Currently Viewing: Period: Fall 2010/2011 Checkpoints: Preliminary and Finalized							
Program: Program A							
Teacher	Number of Children	Social-Emotional	Physical	Language	Cognitive	Literacy	Mathematics
Teachers at Site 1	41	98%	98%	98%	98%	98%	98%
Allie Conners	1	0%	0%	0%	0%	0%	0%
Claudia White	14	100%	100%	100%	100%	100%	100%
Jessica Green	26	100%	100%	100%	100%	100%	100%
Teachers at Site 2	76	93%	82%	87%	87%	89%	83%
Beth Sampson	17	100%	100%	100%	100%	100%	100%
Bob Administrator	0	0%	0%	0%	0%	0%	0%
Susi Soder	14	100%	100%	100%	100%	100%	100%
Wendy Gaer	45	87%	72%	78%	78%	82%	71%

Single-teacher view: The percentages show the completion of checkpoint data entry for each child, for each area of development and learning.

Blue Bears — Assessment Status Report						
Currently Viewing: Period: Fall 2010/2011 Checkpoints: Preliminary and Finalized						
Blue Bears						
	Social-Emotional	Physical	Language	Cognitive	Literacy	Mathematics
Alima Robinson	100%	100%	100%	100%	100%	100%
Brad Allen	100%	100%	100%	100%	100%	100%
Brittany Miller	100%	100%	100%	100%	100%	100%
Brynn Smith	100%	100%	100%	100%	100%	100%
Craig LaChance	100%	100%	100%	100%	100%	100%
Dan Attman	100%	100%	100%	100%	100%	100%
Emily Lacbawan	100%	100%	100%	100%	100%	100%
Hunter Stevens	100%	100%	100%	100%	100%	100%
Jamal Bryant	100%	100%	100%	100%	100%	100%
Kate Endrelunas	100%	100%	100%	100%	100%	100%
Lexi Bondi	100%	100%	100%	100%	100%	100%
Maria Lopez	100%	100%	100%	100%	100%	100%
Molly Parker	100%	100%	100%	100%	100%	100%
Scott Hendrick	100%	100%	100%	100%	100%	100%
Soluna McAdams	100%	100%	100%	100%	100%	100%
Tacia Williams	100%	100%	100%	100%	100%	100%